

**2011 Fall 3 Man 3 Gun
Stage 1**

START POSITION: 2 shooters standing in one start box, 1 shooter in the other, all shooters hands naturally at sides

GUN READY CONDITIONS: 1Pistol unloaded, no mag inserted, and in holster. 2 Rifles unloaded, no mags inserted, lying flat on either table.

SCORING: Comstock, 48 rounds.

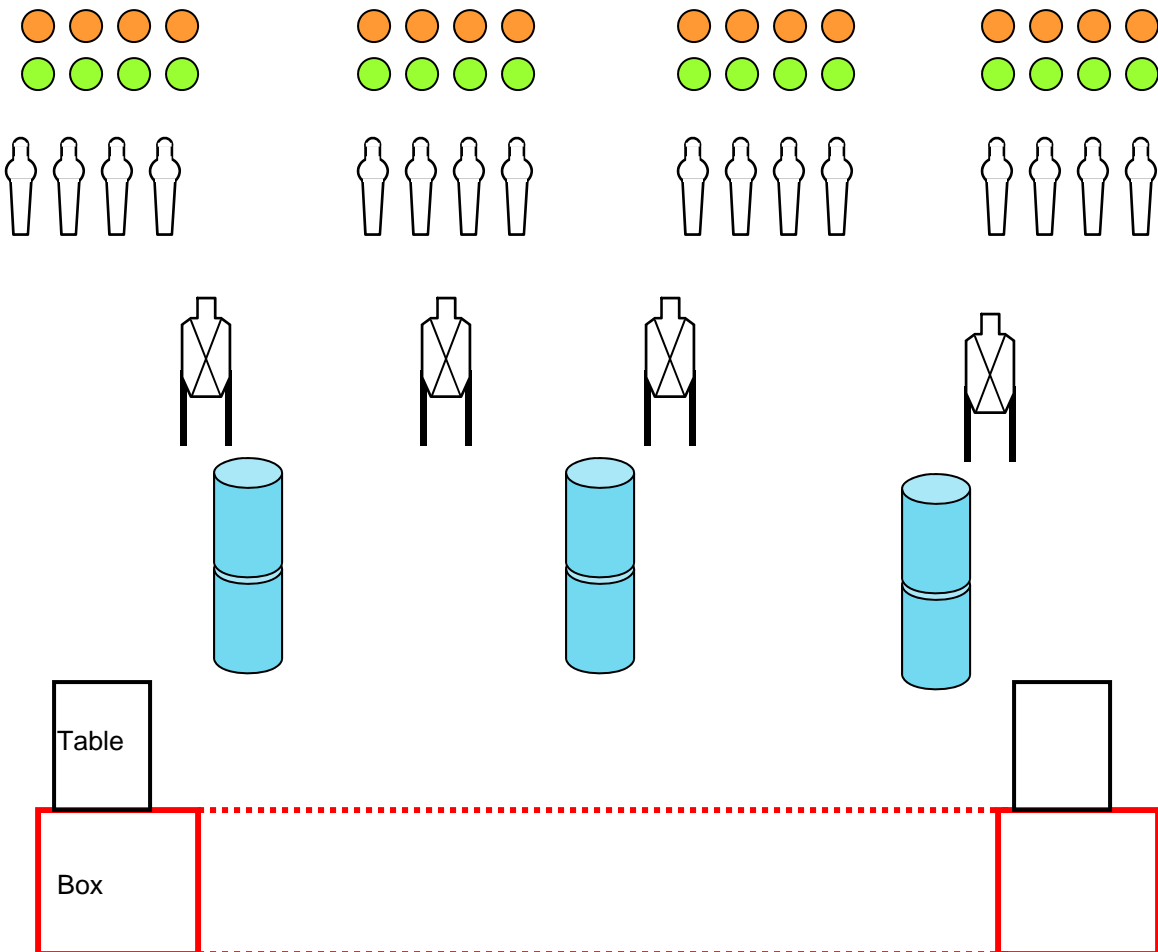
TARGETS: 16 orange clays, 16 green clays, 16 steel targets.

SCORED HITS: Clays must be broken to score and steel must fall. A hole in clay counts as hit.

START-STOP: Audible - Last shot

RULES: USPSA current edition +

STAGE PROCEDURE: Upon start signal, The first rifle shooter may engage only the orange clays as required to score, and lay his gun down safely on either table and tag the next rifle shooter, who may then engage only the green clays as required to score, and lay his gun down safely on either table and tag the pistol shooter who may then engage the steel as required to score, and make up hits on clays as needed.



2011 Fall 3 Man 3 Gun

Stage 2

START POSITION: Shotgun shooters in boxes A and C. Rifle shooter in Box B.

GUN READY CONDITIONS: All guns loaded, at port arms with safeties on.

SCORING: Comstock, 40 rounds

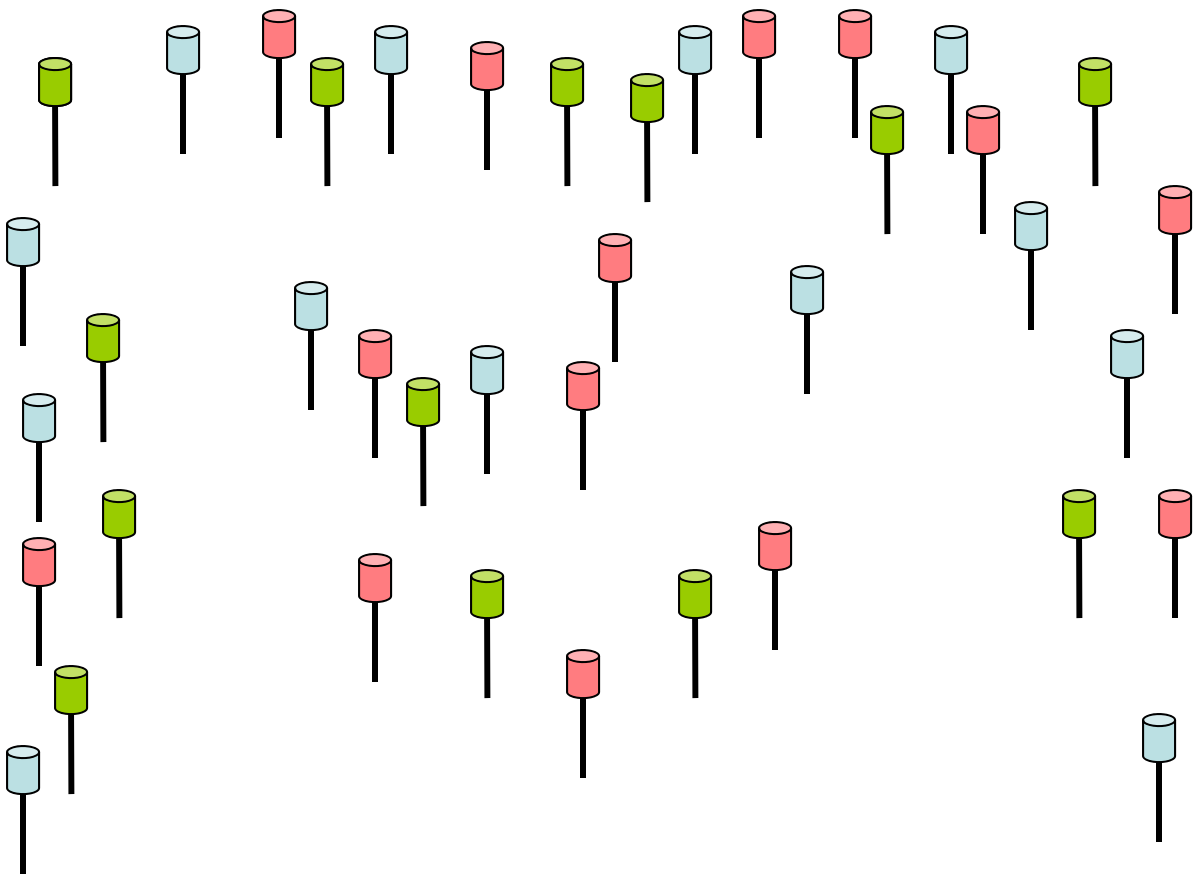
TARGETS: 40 drink bottles

STAGE PROCEDURE: Upon start all three shooters may engage targets as required to score.

SCORED HITS: Drink bottle with hole in it = 1 "A"

START-STOP: Audible - Last shot

RULES: USPSA current edition +



A

B

C

**2011 Spring 3 Man 3 Gun
Stage 3**

START POSITION: All 3 shooters standing behind start line, hands naturally at sides.	
GUN READY CONDITIONS: 2 Rifles and 1 shotgun loaded, but chambers empty, safeties on, lying flat on table.	SCORING: Comstock, 32 rounds TARGETS: 24 steel, 8 clays SCORED HITS: 1 hit on each plate from the appropriate position by each shooter, and clays broken to score. 1 hole counts as broken.
STAGE PROCEDURE: Upon start signal, 1 shooter may engage targets as required to score, and lay his gun down safely on the ground and tag the next shooter, who may then engage targets as required to score, and lay his gun down safely on the ground and tag the last shooter who may then engage targets as required to score.	START-STOP: Audible - Last shot RULES: USPSA current edition +

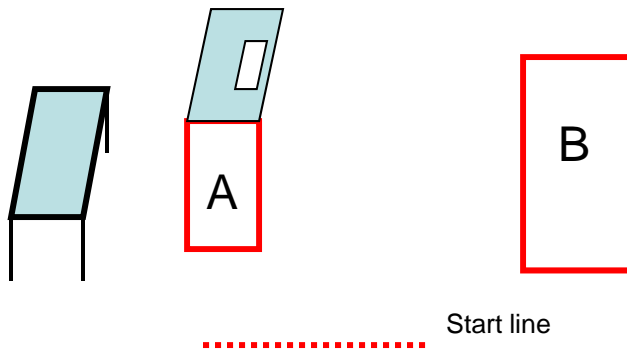
○ ○ ○ ○ ○ 175 yards – 1 hit each with both rifles from box B

👤 👤 👤 👤 👤 100 yards – 1 hit each with both rifles from box A

👤 75 yards – 1 hit with slug from box A & 1 from box B

👤 75 yards – 1 hit with slug from box A & 1 from box B

● ● ● ● ● ● ● ● ● Clays with shot from box A, box B or in between



**2011 Fall 3 Man 3 Gun
Stage 4**

START POSITION: All 3 shooters standing in start box, hands naturally at sides.

GUN READY CONDITIONS: Shotgun and rifle loaded, but chambers empty loaded, safeties on, lying flat on table, handgun mag inserted, chamber empty in holster.

SCORING: Comstock, 54 rounds

TARGETS: 48 clays, 6 steel

SCORED HITS: Steel must fall to score, and clays must be broken. One hit on clay counts as a break.

STAGE PROCEDURE: Upon start signal, 1 shooter may engage targets as required to score, and lay his gun down safely on the table and tag the next shooter, who may then engage targets as required to score, and lay his gun down safely on the table and tag the last shooter who may then engage targets as required to score.

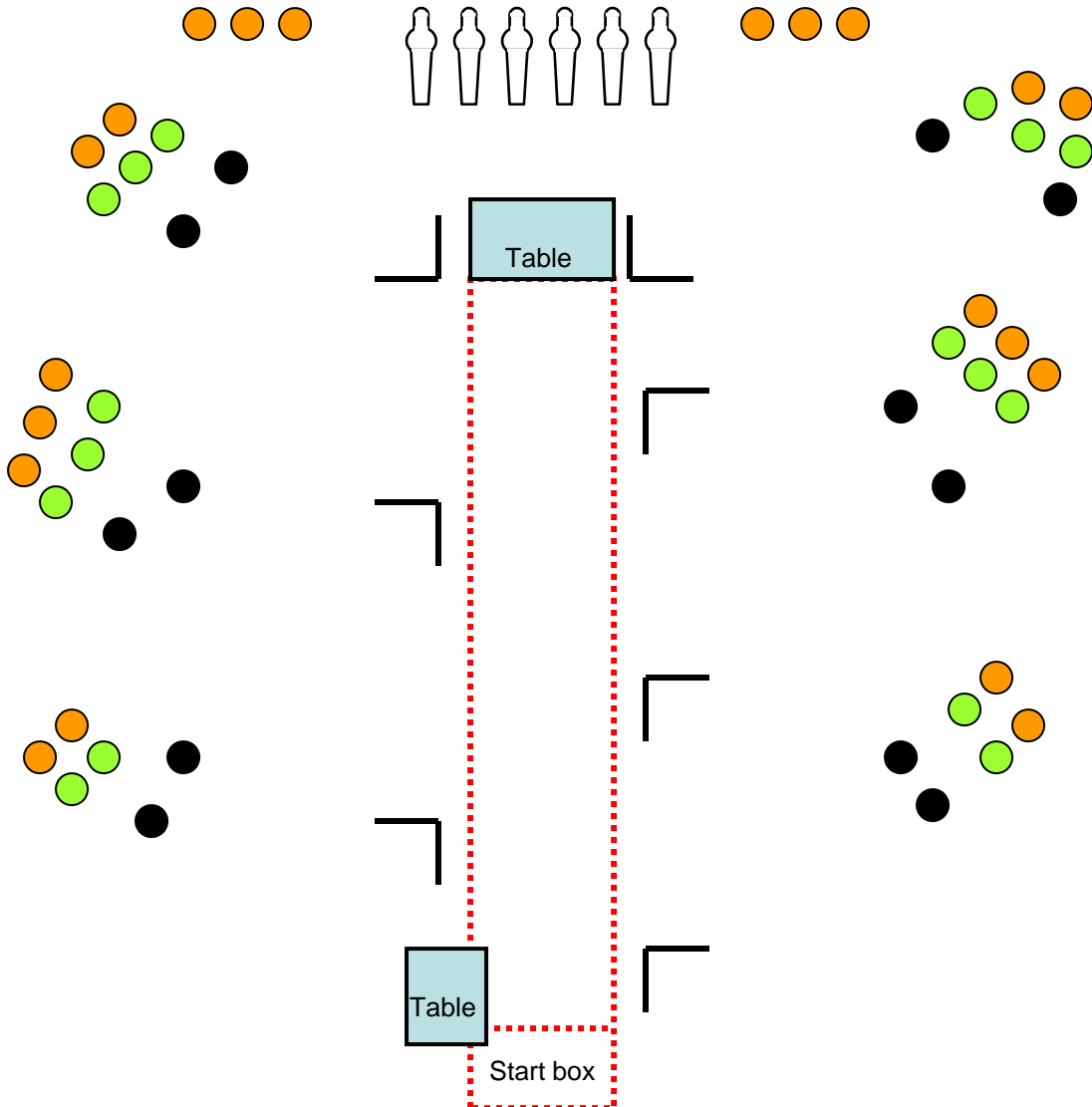
Rifle: 20 orange clays only.

Pistol: 16 green clays or steel only.

Shotgun: 12 black clays or steel only.

START-STOP: Audible - Last shot

RULES: USPSA current edition +



2011 Fall 3 Man 3 Gun
Stage 5

START POSITION: Pistol shooters in boxes A and C wrists above shoulders. Shotgun shooter in Box B standing at low ready with safety on.

GUN READY CONDITIONS: Handguns loaded and holstered. Shotgun loaded per division requirements.

STAGE PROCEDURE: Upon start all three shooters may engage targets as required to score.

SCORING: Comstock, 60 rounds

TARGETS: 20 steel either shotgun or pistol,


10 white clays = shotgun only

30 orange clays = pistol only

SCORED HITS: Steel must fall, clays must be broken. 1 hit = broken clay

START-STOP: Audible - Last shot

RULES: USPSA current edition +



A B C

**2011 Fall 3 Man 3 Gun
Stage 6**

START POSITION: All 3 shooters standing in start box, hands naturally at sides.

GUN READY CONDITIONS: 2 rifles magazines inserted, chambers empty lying flat on table. 1 handgun holstered with mag inserted, but empty chamber.

SCORING: Comstock, 45 rounds

TARGETS: 12 clays

SCORED HITS: Clays must be broken to score. 1 hit on a clay scores as broken

Rifle 1: Green clays

Rifle 2: Black clays

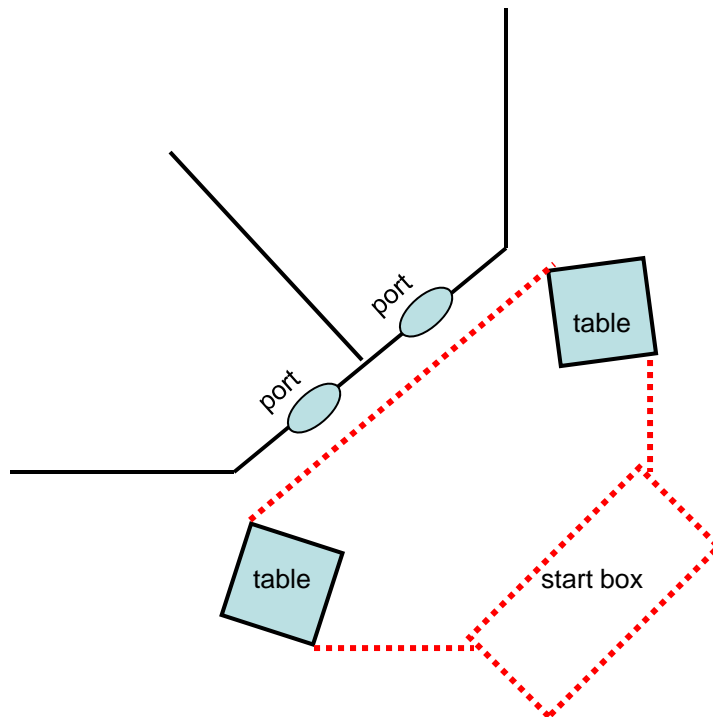




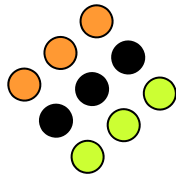
Pistol: Orange Clays

On this stage it is Ok to make up misses with any gun but gaming will be considered unsportmanslike

START-STOP: Audible - Last shot

RULES: USPSA current edition +

STAGE PROCEDURE: Upon start signal, 1 shooter may engage targets as required to score, and lay his gun down safely on the table and tag the next shooter, who may then engage targets as required to score, and lay his gun down safely on the table and tag the last shooter who may then engage targets as required to score.



2011 Fall 3 Man 3 Gun

Stage 7

START POSITION: Shotgun shooters in Boxes A and C at low ready, safeties on. Pistol shooter in box B hands naturally at sides.

GUN READY CONDITIONS: Shotguns loaded to division requirements. Handgun loaded and holstered

SCORING: Comstock, 41 rounds

TARGETS: 25 steel which may be engaged with either shotguns or pistol. 16 clays which may only be engaged with shotguns.

STAGE PROCEDURE: Upon start all three shooters may engage targets as required to score.

SCORED HITS: Clays must be broken to score. 1 hit = break. Steel must fall to score.

START-STOP: Audible - Last shot

RULES: USPSA current edition +

